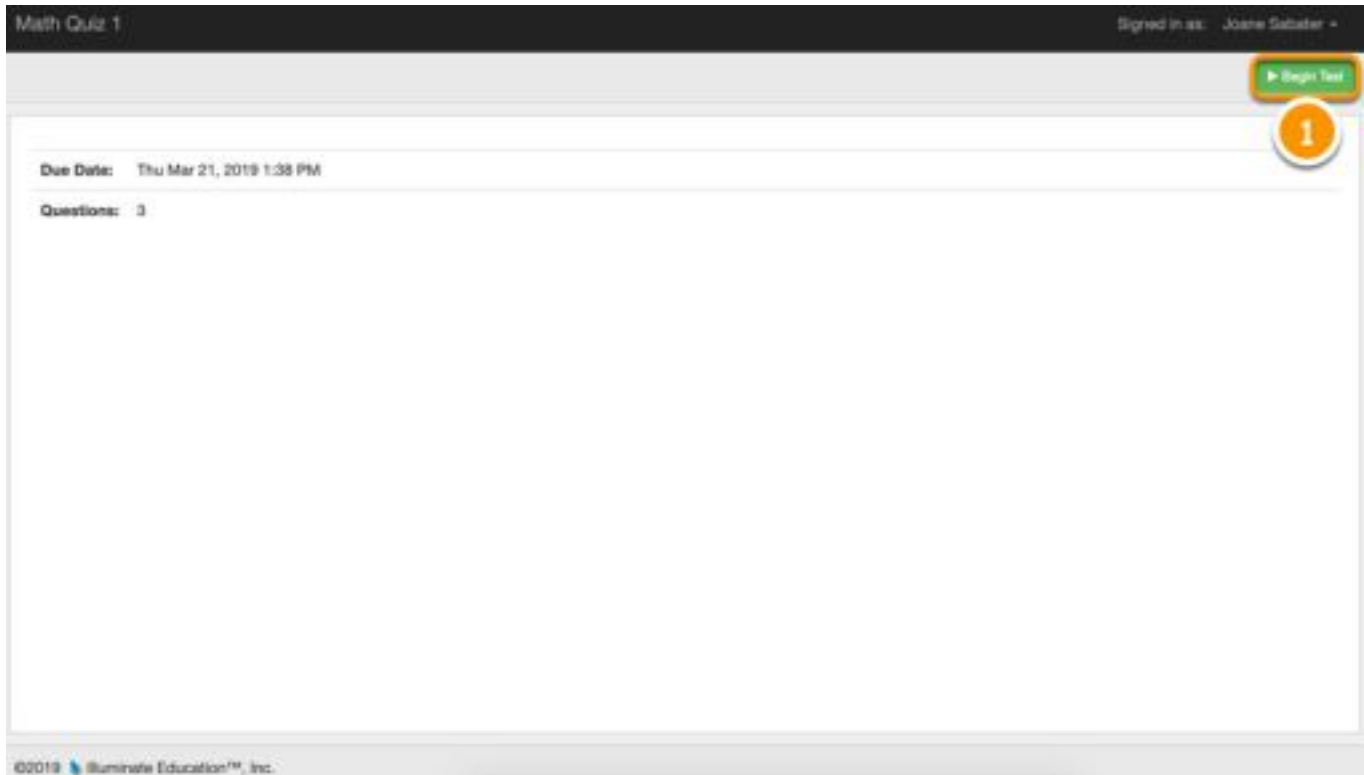
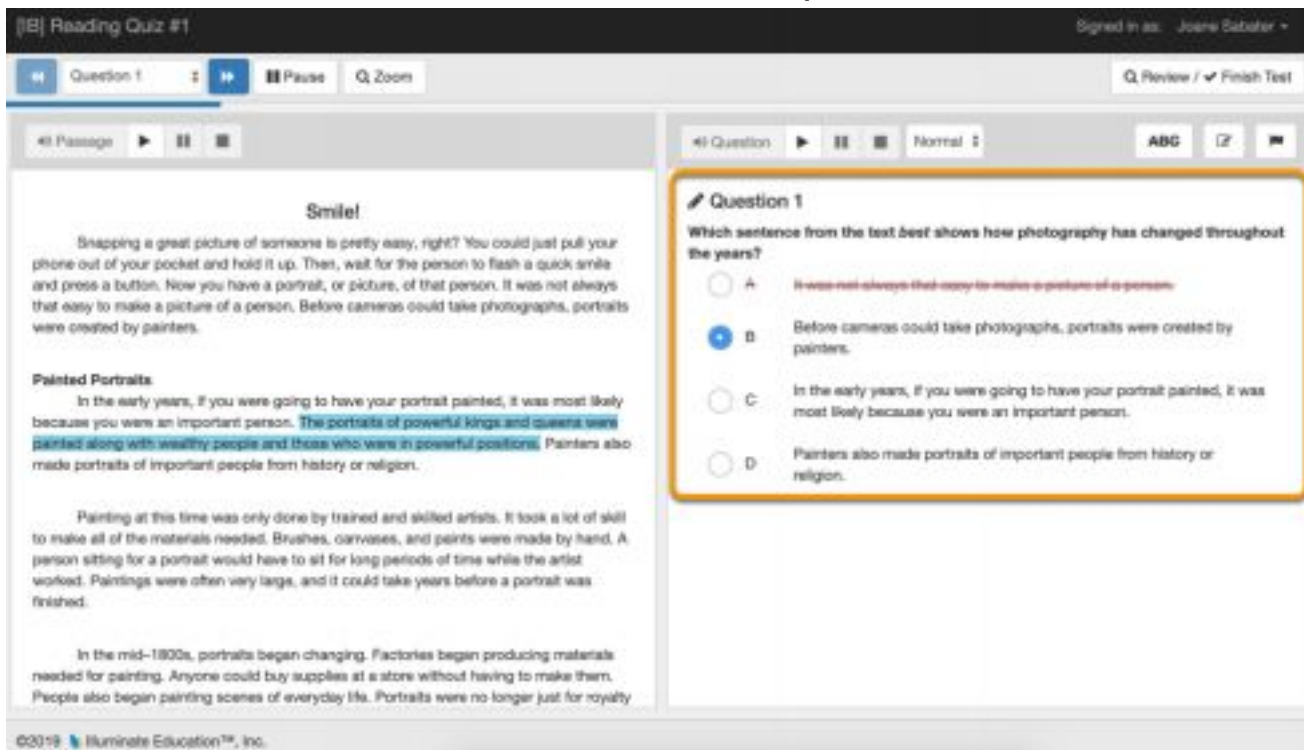


Start Your Online Test (ELA GRs 3-8)

1. Click **Begin Test**/ Haga clic en **Begin Test**



2. Enter Your Answers/ Selecciona las respuestas



3. Use Your Online Testing Toolbar /Utilice su barra de herramientas de pruebas en línea

The screenshot shows an online testing interface for a reading quiz. At the top, it says "[8] Reading Quiz #1" and "Signed in as: Joane Sabater". Below the title bar is a toolbar with buttons for "Question 1", "Pause", and "Zoom". On the right side of the toolbar are "Review / Finish Test" buttons. The main content area is divided into two columns. The left column contains a text passage titled "Smile!" with three paragraphs. The right column contains a multiple-choice question titled "Question 1" with four options. Option B is selected. At the bottom left, there is a copyright notice: "©2019 Illuminate Education™, Inc."

Smile!

Snapping a great picture of someone is pretty easy, right? You could just pull your phone out of your pocket and hold it up. Then, wait for the person to flash a quick smile and press a button. Now you have a portrait, or picture, of that person. It was not always that easy to make a picture of a person. Before cameras could take photographs, portraits were created by painters.

Painted Portraits

In the early years, if you were going to have your portrait painted, it was most likely because you were an important person. The portraits of powerful kings and queens were painted along with wealthy people and those who were in powerful positions. Painters also made portraits of important people from history or religion.

Painting at this time was only done by trained and skilled artists. It took a lot of skill to make all of the materials needed. Brushes, canvases, and paints were made by hand. A person sitting for a portrait would have to sit for long periods of time while the artist worked. Paintings were often very large, and it could take years before a portrait was finished.

In the mid-1800s, portraits began changing. Factories began producing materials needed for painting. Anyone could buy supplies at a store without having to make them. People also began painting scenes of everyday life. Portraits were no longer just for royalty

Question 1

Which sentence from the text *best* shows how photography has changed throughout the years?

- A It was not always that easy to make a picture of a person.
- B Before cameras could take photographs, portraits were created by painters.
- C In the early years, if you were going to have your portrait painted, it was most likely because you were an important person.
- D Painters also made portraits of important people from history or religion.

©2019 Illuminate Education™, Inc.

4. Review Your Answers and Finish/ Revisa tus respuestas y termina

The screenshot shows an online testing interface for a math quiz. At the top, it says "Math Quiz: 1" and "Signed in as: Joane Sabater". Below the title bar is a toolbar with a "Finish" button and a "2" in a circle. The main content area contains a table with three rows of questions and responses. A cartoon character with large eyes is visible on the right side of the table. At the bottom left, there is a copyright notice: "©2019 Illuminate Education™, Inc."


Need to change an answer? Go Back to Assessment

Question	Your Response
1	B
2	Triangle
3	A square has 4 equal sides. A rectangle has 4 sides...

©2019 Illuminate Education™, Inc.

5. Return to Portal/ Regresa al portal


Math Quiz 1 Signed in as: Joane Sabster



You have completed your test!
What would you like to do next?

[Return to Portal](#)

3

©2019  Eliminate Education™, Inc.